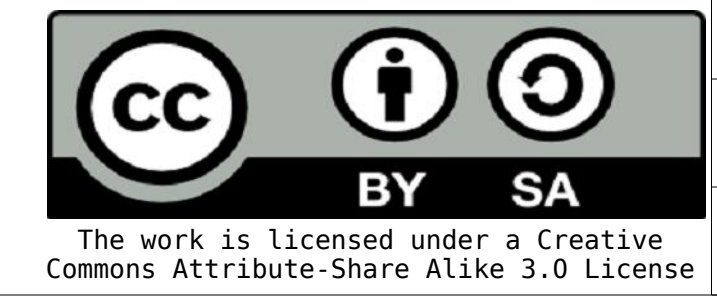
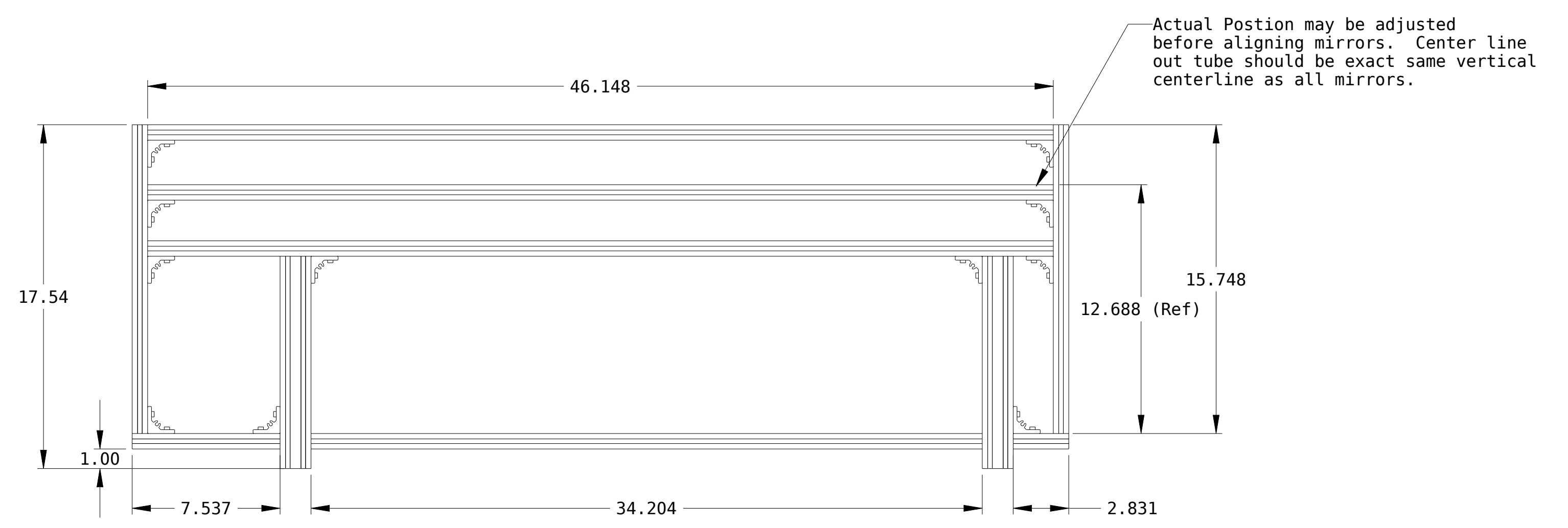


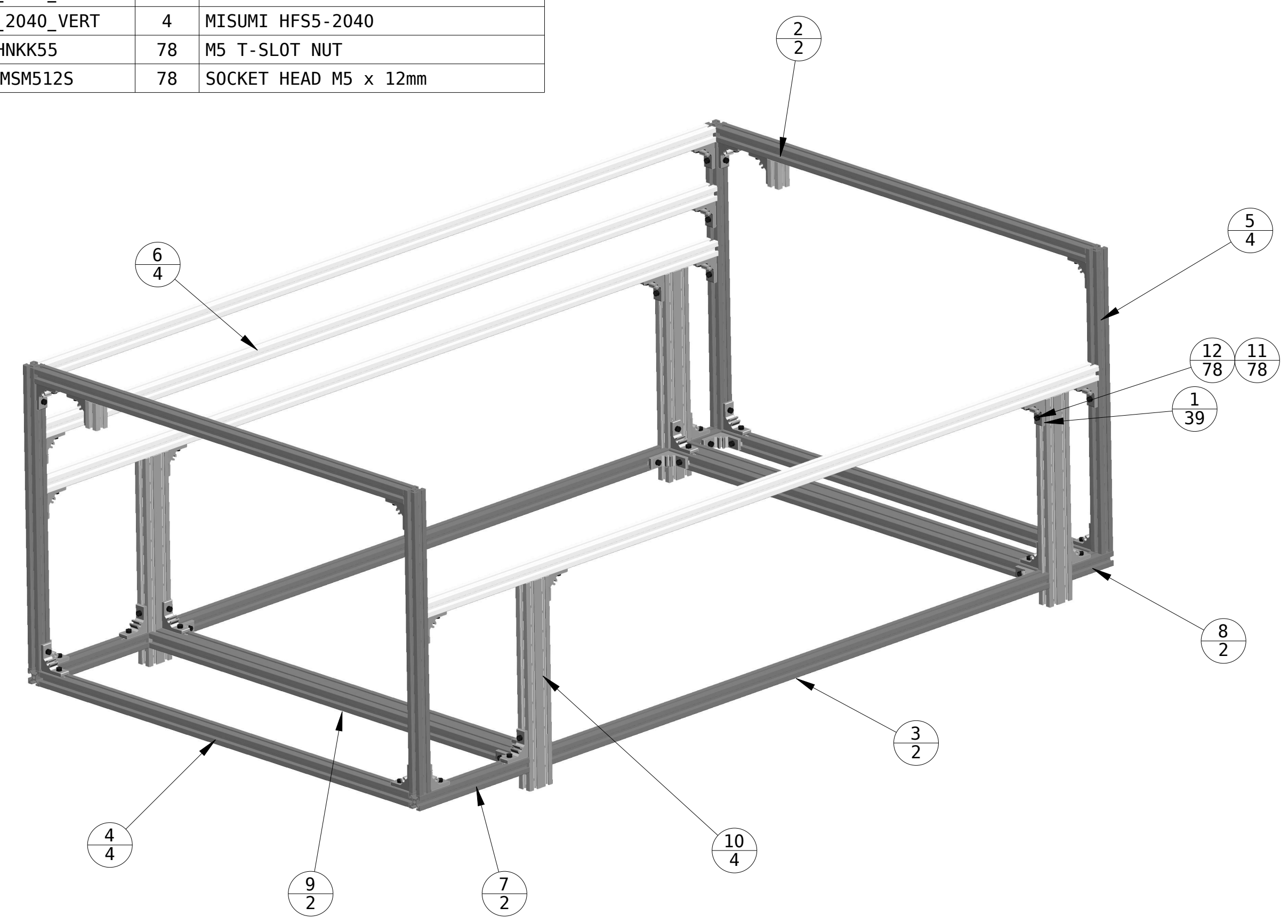


ITEM	SYM	PART NUMBER	QTY	DESCRIPTION
1		CORNER BRACKET	39	MISUMI HBLT55
2		EXT_2020_COVER_4	2	MISUMI HF55-2020
3		EXTR_2020_1	2	MISUMI HF55-2020
4		EXTR_2020_2	4	MISUMI HF55-2020 EXTRUSION
5		EXTR_2020_3	4	MISUMI HF55-2020 EXTRUSION
6		EXTR_2020_4	4	MISUMI HF55-2020
7		EXTR_2020_5	2	MISUMI HF55-2020 EXTRUSION
8		EXTR_2020_6	2	MISUMI HF55-2020 EXTRUSION
9		EXTR_2040_BASE	2	MISUMI HF55-2040
10		EXTR_2040_VERT	4	MISUMI HF55-2040
11		HNKK55	78	M5 T-SLOT NUT
12		SHMSM512S	78	SOCKET HEAD M5 x 12mm

REVISIONS			
SYM	DESCRIPTION	BY	DATE
1	ORIGINAL	BJD	7/7/09
2	REVISED	BJD	7/22/09
3	REVISED	BJD	2/19/10
4	Added pieces for gas springs changed center pieces to 2040	BJD	4/25/10
5	Added tube mounting rail dim & info	BJD	5/6/10
6	Added Hardware	BJD	10/28/10

F
E
D
C
B
A



UNLESS OTHERWISE SPECIFIED:	DRAWN	BJD	7/7/09
FRACTIONAL ± 1/32	CHECKER		
DECIMAL .xxx ± .010	MECH. ENGR.		
ANGULAR .xx ± .020	ELEC. ENGR.		
	PROJ. ENGR.		
	CHIEF ENGR.		

ENGRAVER FRAME ASSY		www.buildlog.net
FRAME		
SCALE		SHEET 1 OF 1