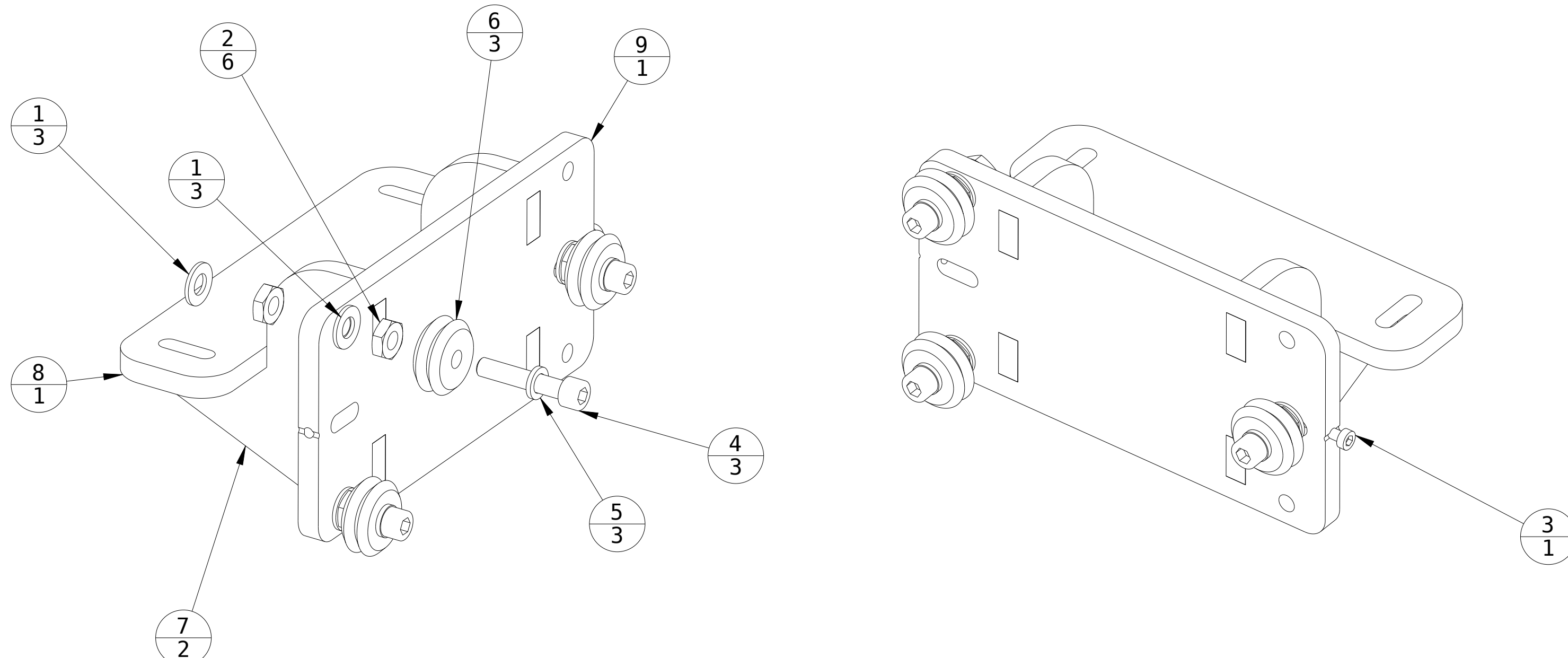
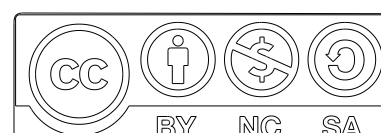



ITEM	SYM	PART NUMBER	QTY	DESCRIPTION
1		FLW10SS	6	FLATWASHER #10
2		HN1032SS	6	HEX NUT #10-32
3		SHMS044010S	1	SOCKET HEAD #4-40 x 5/8
4		SHMS103216	3	SHMS #10-32 x 1.00
5		SLW10SS	3	LOCKWASHER, SPLIT #10
6		V WHEEL	3	V WHEEL 3/16 SEALED
7		Z_CARRIAGE_GUSSET	2	Z Carriage Gusset
8		Z_CARRIAGE_MOUNT	1	Z Carriage Mount
9		Z_CARRIAGE_WHEEL_PLATE	1	Z Carriage Wheel Plate

REVISIONS			
SYM	DESCRIPTION	BY	DATE
1	ORIGINAL	BJD	8/23/10
2	update after prototype	BJD	9/23/10



UNLESS OTHERWISE SPECIFIED:	DRAWN	BJD	8/23/10
FRACTIONAL ± 1/32	DO NOT SCALE	CHECKER	
DECIMAL .XXX ± .010		MECH. ENGR.	
.XX ± .020		ELEC. ENGR.	
ANGULAR ± 1/2°	PROJ. ENGR.		
MATERIAL:	CHIEF ENGR.		
SPEC:			
FINISH:			
SPEC:			


 This work is licensed under a Creative Commons Attribution-Noncommercial-Share Alike 3.0 License

Z Carriage Assembly		 www.buildlog.net
SCALE		SHEET 1 OF 1