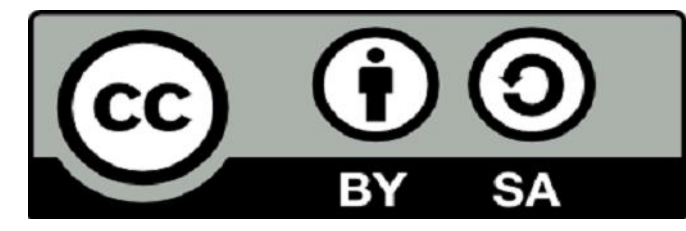
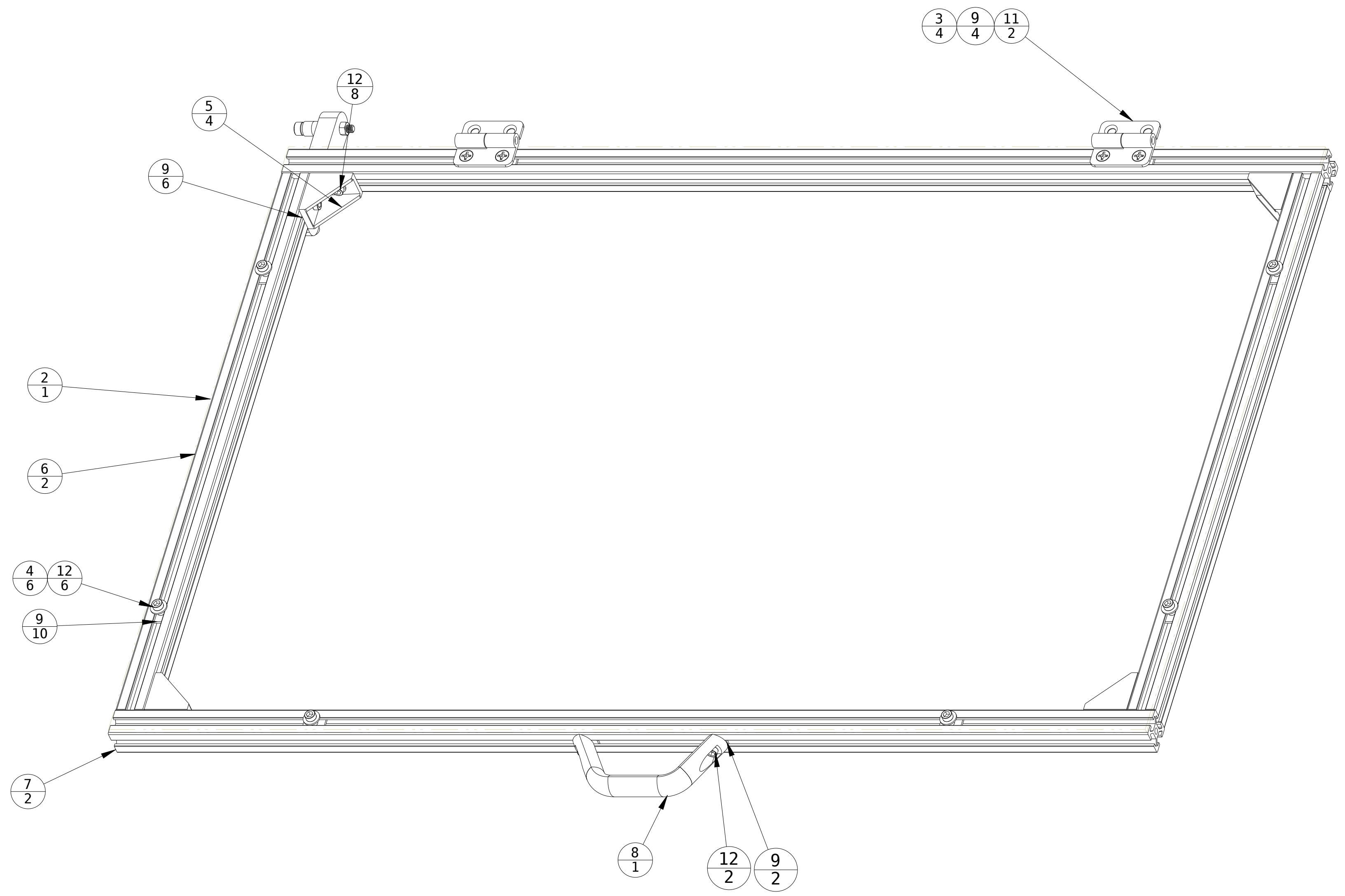
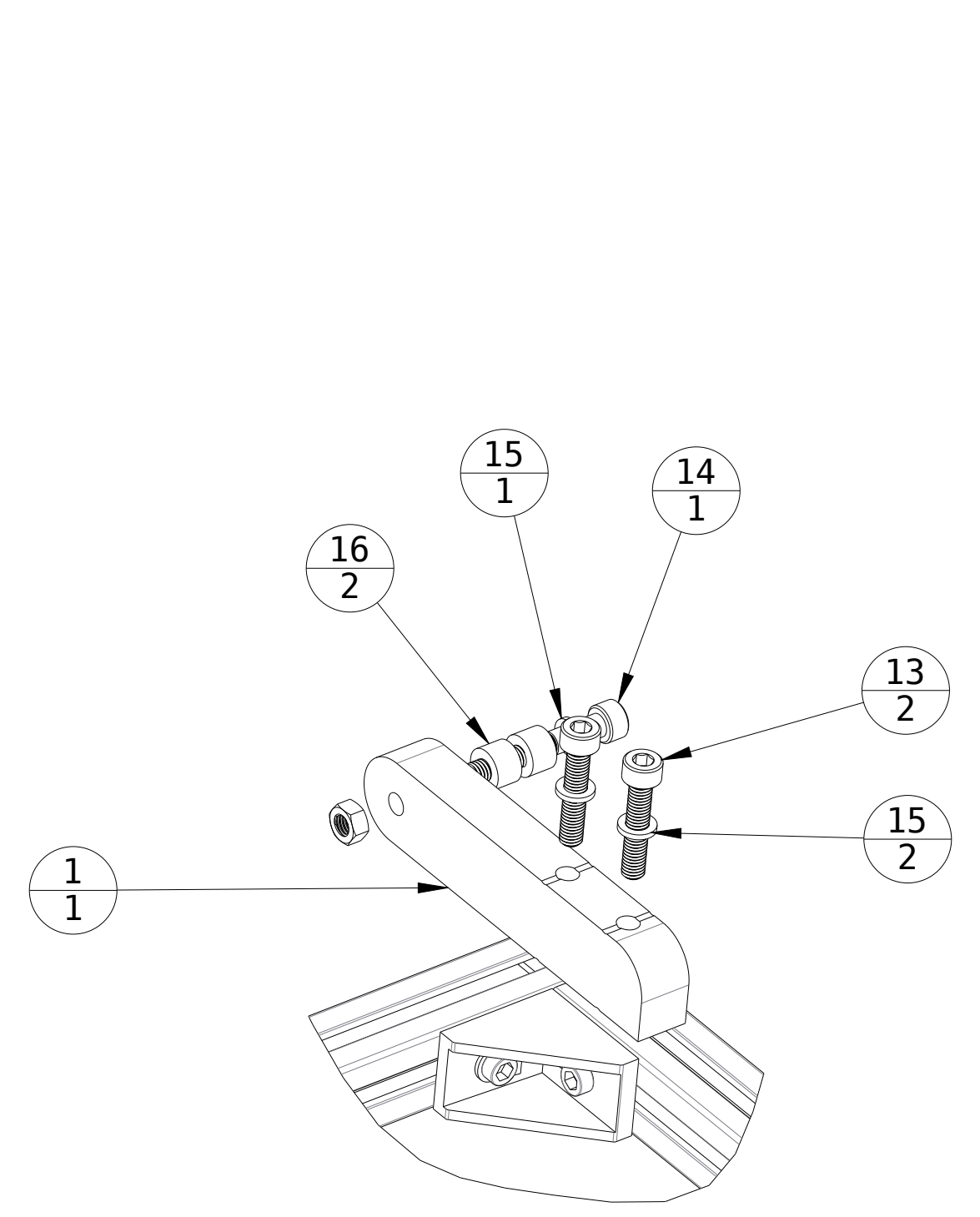
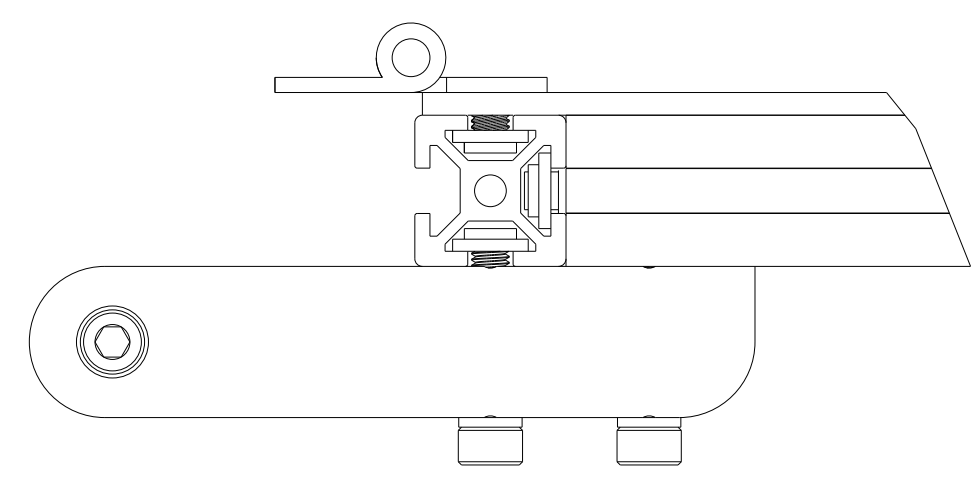


ITEM	PART NUMBER	QTY	DESCRIPTION
1	B17011	1	Cover Catch
2	D19007	1	Cover Window
3	FHMSM510	4	Flat Head Mach Screw M5x10mm
4	FLW10SS	6	Flat Washer #10
5	HBLFSN5	4	Cast Bracket Misumi HBLFSN5
6	HFSS-2020-440	2	Misumi HFSS-2020-440
7	HFSS-2020-725	2	Misumi HFSS-2020-725
8	HHDFL19	1	Handle, Misumi HHDFL19
9	HNKK5-5	22	Pre-Assy Nut M5 Misumi HNKK5-5
10	HNMS5S	1	Hex Nut M5
11	SHHPSL5-2	2	Hinge, Misumi SHHPSL5-2
12	SHMSM512	16	Socket Head Screw M5x12mm
13	SHMSM525S	2	Socket Head Mach Screw M5 x 25mm
14	SHMSM535S	1	socket Head Mach Screw M5 x 35mm
15	SLW10SS	3	Split Lock Washer #10
16	SPACER_192_375_25	2	Spacer .192 ID .375 OD .25 Lg.

REVISIONS			
SYM	DESCRIPTION	BY	DATE
1	ORIGINAL	BJD	1/19/11
2	Revised	BJD	2/23/11
3	Updated Hardware	BJD	2/27/11
4	Removed (1) Cover Stop	BJD	7/15/11

Use one right (SHHPSR5-2) and one left hand (SHHPSL5-2)



The work is licensed under a Creative Commons Attribution-Share Alike 3.0 License

DRAWN	BJD	1/19/11
CHECKER		
MECH. ENGR.		
ELEC. ENGR.		
PROJ. ENGR.		
CHIEF ENGR.		

2.x Laser Cover Assy		 www.buildlog.net
SCALE		SHEET 1 OF 1